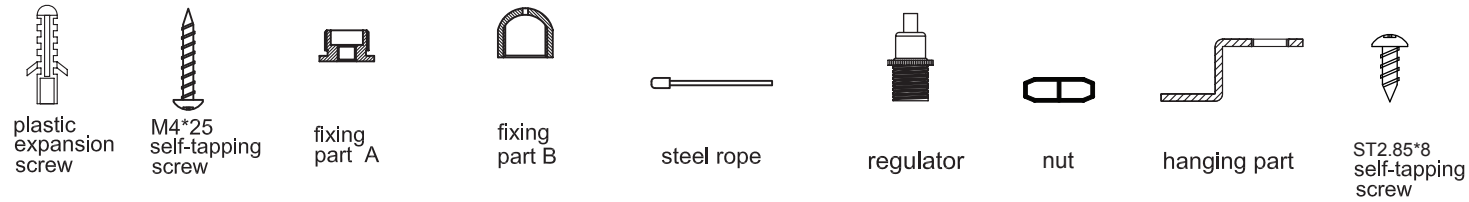


# Illustration for led panel light installation-----

## Suspension (ceiling type)

### Material composition

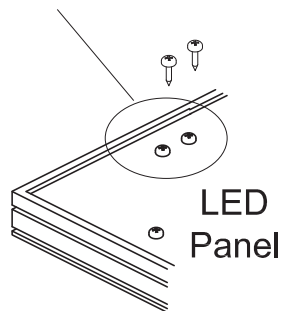


Product Type									
MSTC-05411931	6 PCS	6 PCS	6 PCS	6 PCS	6 PCS	6 PCS	6 PCS	6 PCS	12 PCS

### Installation

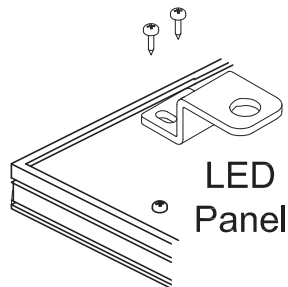
①

Remove the screws of these positions



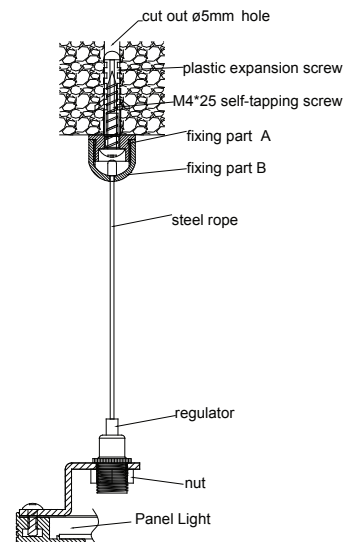
②

Fix the hanging parts with M3\*8.5 screws



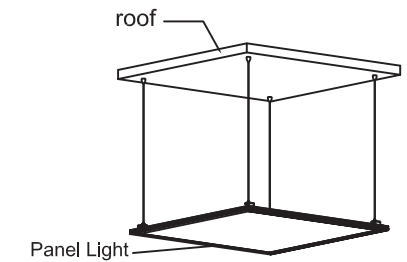
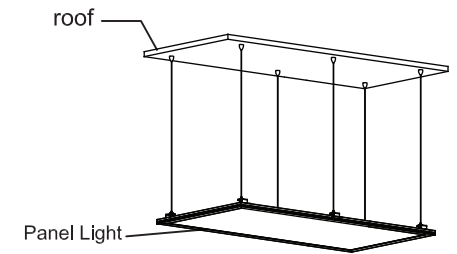
③

Install as below diagram



④

Adjust the regulator to the suitable height



If the installation surface is too narrow, we suggest making the two fixing parts near to each other, please refer to drawing below.

